

The Hidden Problem In Your Home – AIR DUCTS LEAK

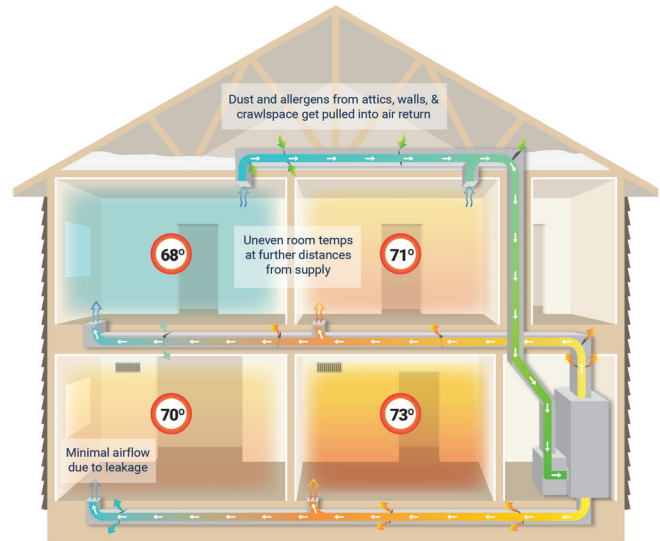
With more than 80 million affected homes in the U.S. alone, the EPA estimates that almost **\$25 Billion per year is wasted in lost energy.**

There is a hidden problem that affects virtually every home – old and new – in America every day.

We try so hard and spend so much money to make our homes comfortable, healthy and safe for our families, but the truth is that we're not getting what we paid for and we're not having the impact we think.

While the climate in every home is controlled by our furnace or air conditioner, it is actually delivered by a vent system of metal air ducts that are behind our walls, under our floors and in our basement and attics. These hidden air ducts often have cracks and holes that leak energy, rob us of our comfort and contaminate the air we breathe.

It's not sexy and much of it can't be seen, but it is essential. Simply put – if the foundation of your home has cracks, you have to fix them. The same is true for the critical foundation of your air vent system. If it has cracks and leaks, nothing works right. From your high-efficiency



HVAC to your smart thermostat, none of them can do their job if your air vent system has invisible cracks, leaks and holes. In fact, the Department of Energy estimates that most homes leak 25-40%, resulting in higher energy bills, contaminated air and hot and cold zones in your home.

TOP 3 HOMEOWNER COMPLAINTS CAUSED BY DUCT LEAKAGE

Hot/Cold Spots in Homes



Many homeowners struggle with uneven temperatures throughout the house. Some rooms are too hot and stuffy, while others are too cold and damp. It doesn't have to be that way! This is caused by cracks and leaks in your air ducts, so hot or cool air isn't getting to every room evenly and you are left with 'Dead Zones' that make your home less comfortable.

Dust/Allergies in Homes



According to EnergyStar, fumes from household and garden chemicals, insulation particles, and dust can enter your duct system, aggravating asthma and allergy problems. Sealing ducts can help improve indoor air quality by reducing the risk of pollutants entering ducts and circulating through your home.

High Utility Bills



With more than 80 million affected homes in the U.S. alone, the EPA estimates that almost \$25 billion per year is wasted in lost energy. On average, 30 cents of every \$1 spent on your heating and cooling never makes it to your living spaces because of cracks and leaks in your air ducts. That's money that is literally leaking out of your wallet.

How We Help



At AeroSeal, we have developed an innovative technology that quickly and efficiently seals the cracks and holes in your air vent system from the inside, making your home healthier, safer and more comfortable, enhancing the performance of your air conditioning and heating system while improving the environment and saving you money at the same time.



Indoor Air Quality

AeroSeal is a proven technology that measurably improves the air we breathe, reducing allergens, dust and other contaminants that can cause health problems. That's why hundreds of hospitals and schools use AeroSeal to stop the spread of germs and improve air quality.



Home Comfort

AeroSeal also improves comfort in your home immediately, removing dead zones, evening out temperatures in every room and balancing air flow and humidity, so you can truly get the most out of your furnace, air conditioner and any smart thermostat and climate control technology.



Eco-Friendly Home

By reducing wasted energy and improving the longevity of your heating and cooling system, AeroSeal is also good for the environment. It is one of the few things you can do to protect the environment, improve your living conditions and save money – all at the same time.



Energy Savings

That's because AeroSeal can deliver real cost savings right away. On average, home owners enjoy a 30% rate of return on their investment in AeroSeal. And since AeroSeal has been tested and proven to last decades, that means your lower utility bills that come from using AeroSeal will more than pay for itself quickly and for years to come.

"One of the best scientific technological accomplishments since this department was first established."

– U.S. Department of Energy

How It Works



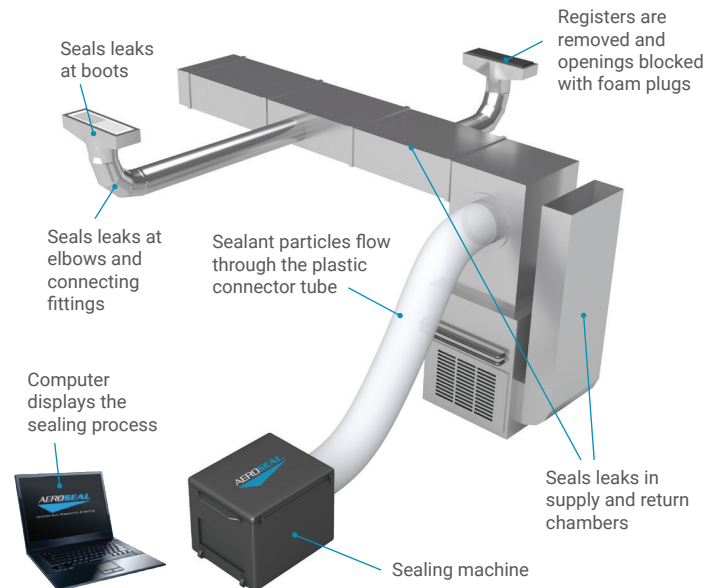
Our innovative technology identifies and precisely targets the cracks and leaks in your air vent system that you can't see and often can't reach, making it the best solution for your home, your family and the environment.

The magic happens with the combination of our smart technology and our simple and safe sealing formula.

Our computer-enabled smart technology evaluates the exact amount of leakage in the system and targets all of the cracks and leaks – even the ones you can't see and can't reach – so they can be filled with precision.

The sealing formula itself is safe, non-toxic and made of the same material that is found in chewing gum and (baby pacifiers). Equally importantly, our process is so precise that it only uses the amount of sealant that is necessary, with virtually no waste.

AeroSeal doesn't coat your whole air vent system, it focuses on just the cracks and leaks and fills them.



Our non-invasive process takes only a few hours, with minimal disruption and clean-up needed.



But don't let the efficiency fool you; AeroSeal is durable and proven to last for decades, with a formal certification when the work is complete.


AN AMERICAN COMPANY WITH AMERICAN-MADE TECHNOLOGY DELIVERED LOCALLY

Our patented, breakthrough technology was developed in the 1990s at the Lawrence Berkeley National Laboratory in partnership with the U.S. Department of Energy and other government agencies. Proudly headquarter in Dayton, Ohio, our team of scientists and engineers have spent the past 20 years building on our founder's innovation to deliver a solution that the Department of Energy calls "one of the most beneficial energy technologies for American consumers."

At our core, we want to help people live better lives in a better world. We haven't forgotten our roots, starting in a small one-car garage in Piedmont, California with a simple idea to help people make their homes more comfortable, their families healthier and their environment cleaner – all while reducing the cost of their heating and cooling bills.

And while we know that these are universal aspirations for all of us everywhere, the solution has to be delivered locally by professionals who know and live in their community. That's why we have built a local network of certified technicians and experts who work with you to test, repair, certify and guarantee the air vent system in your home ... all in just a few hours.

3 Easy Steps To The Home You Deserve




STEP 01

We begin with a comprehensive test

First, we block all your vents and registers to pressurize your system. This pressurization allows our technology to find all the cracks and holes where air is leaking.

Next, we hook up the AeroSeal technology to conduct a comprehensive test of your air duct system.

We evaluate your pre-seal air duct leakage, measuring the overall size of the cracks and leaks and giving you a before and after report.



STEP 02

We seal your leaks with precision

We are then ready to begin distributing our sealant formula throughout your air vent and duct system.

While sealing, we monitor your system's performance and show you all the improvements, as they happen.

Our technology is so precise that we only use the amount of sealant necessary with virtually no waste and very little cleanup.



I was surprised at how quick and easy the process was. I could immediately feel more air in rooms upstairs.

Lisa F.

STEP 03

You see and feel the difference

When we're finished, we provide you with a formal certificate of completion, which includes a detailed analysis of before & after system performance.

AeroSeal is Guaranteed for 10 years and has been proven to last for decades.

Most importantly, you'll feel the difference in your home right away, with more even room temperatures, cleaner air and reduced energy bills.

FAQs

Can you fix my hot and cold rooms?

Yes! Sealing your vents and ducts means that air is delivered where it's needed, and not into your basement, attic or crawl space. This also helps get rid of hot and cold spots in your house.

Will this help my house be less dusty?

Absolutely! Leaky ducts and vents pull in dust, mold and dander and then blow them into living rooms, bedrooms, and kitchens. Gross, right? Our system can reduce leaky areas by as much as 90%, making sure dirt isn't circulated in your house.

How much can I save on my utility bill?

A lot! Independent government-sponsored studies have shown that sealing your ducts can save you up to \$850 per year! Most homeowners save at least 20%, some save as much as 40% of their total bill. Exact energy savings are difficult to predict, since they depend on where you live, how old your house is, how up to date your system is, how many rooms you need to heat or cool, and how energy costs are calculated in your area.

Is your formula really safe for my family and my pets?

Without a doubt. Our formula is safe, non-toxic and water-soluble, made of the same material that is found in chewing gum and baby pacifiers. It is so safe, we've helped hospitals, surgery centers, schools and public buildings make sure their air is clean, healthy and comfortable – and saved them energy and money in the process.

How big of a leak can your sealant cover?

Aeroseal is able to close most cracks and leaks in most air duct systems. Any large, major leaks – like broken, disconnected or damaged ducts – will need to be repaired prior to sealing. Most of the time, we uncover problems like this during our initial inspection. However, if we find this during our sealing process, we will stop our service and recommend a solution.

How long does this stuff last?

We guarantee our work for at least 10 years, and we've stress-tested it up to 40 years in homes. We expect your heating and cooling systems to work efficiently for as long as you own your home.

Do I need to have my ductwork cleaned first?

Sometimes, but not always. Any ducts that are extremely dirty should be cleaned first. We find this most often in older houses. Our technician will take a look at this during the initial inspection, and recommend a cleaning if needed.

If I have my ducts sealed, can they be cleaned in the future?

Yes. Ducts from all types of materials can be successfully cleaned after being sealed. Our formula dries into a very hard, very durable substance.

Will all the insides of my ductwork be coated with sealant?

No. Our formula doesn't coat or line your ducts. The only sealant remaining after our technician is done will be over the leak that was sealed.



Homeowner Testimonials

AS FEATURED ON:



"Actually seeing the diagnostics was great. It showed that duct leakage was unquestionably what was wrong and I could see the leakage rate fall as the sealing process continued. Not only is this saving me money each year and making my home much more comfortable, but I have also found that I don't need to dust nearly as often. I can actually neglect dusting and no one knows!" In retrospect I wish we had done the aerosealing first. I recommend it."

Denise R.

"My house is now my fortress and my refuge. Thanks to everyone at Barrons for doing more than simply selling me a new HVAC system. They asked me the right questions and listened to my answers. They then took that information, did some educated research and ultimately found a solution to a problem that several doctors couldn't solve."

Mary S.

"The temperatures throughout my home have felt much more balance since they were aerosealed. The force of the air coming from the problem vents has increased substantially, and my furnace and AC now run less to better heat and cool the house. The team at Aeroseal of Pittsburgh was professional and highly respectful of my home. I would definitely recommend Aeroseal if you are looking for increased home comfort."

Erik B.

"I know how to manually seal ductwork. I got up in the attic and sealed what I could – around where the boots meet the wood, around the header in the basement, and I took down and reinforced them. I spent about 23 hours of my own time really getting at every nook and cranny that I could by hand. So you can imagine I was disappointed to see it had little effect. Then Aeroseal came in and it took less than a day to really fix the problem."

Tim

"We had outrageous electric bills (\$300+) and an odd musty smell that would come out of the vents when the A/C would come on. Aeroseal improved our airflow 29%. The best part is that the house smells so much better now that the disgusting air is no longer being pushed out through disgusting coils/vents. Seriously- after they left and the A/C came on it was a night and day difference. I feel sick that we were breathing in such poor quality air for the past year."

Alyssa P.

"I was concerned about the odor of the sealant, but that concern was very soon dismissed as the odor was not strong, and it was virtually undetectable when guests arrived at my home a few hours later. Secondly, I've seen a noticeable improvement in my system's performance in a few ways; less running time to heat home (despite it being consistently -10 degrees outside each day), and each room feels more evenly heated. This difference is most noticed in my master bedroom which WAS the coldest room in the home, but it's now comfortable. I can't wait to see how this positively reduces my energy costs."

Jonathan M.

"I knew I had been having some problems with my A/C efficiency and air quality. Aeroseal sealed up my ductwork and provided me with quantifiable results of the improved efficiency. I'm breathing much easier and not waking up congested in the middle of the night. I would wholeheartedly recommend Aeroseal for your A/C and ductwork needs."

Melinda R.



Aeroseal Duct Sealing Leads To Home Comfort And A Surprising Cure For A Persistent Health Problem

Fast, Effective Duct Sealing Helps Solve A Home Renovation Problem And Turns A Sales Lead Into Another Loyal Customer

CASE STUDY OVERVIEW

BUILDING:

Rural two-story country home

LOCATION:

Bellingham, Washington

HVAC CONTRACTOR:

Barrons Heating/AC

GOAL:

Improve indoor comfort / indoor air quality

BEFORE AEROSEAL:

350 CFM of leakage



350 CFM = Size of a Basketball

AFTER AEROSEAL:

25 CFM of leakage – 92% reduction



25 CFM = Size of a Nickel

RESULTS:

Solved uneven temperatures in home. Cured homeowner's chronic health issues including severe face rash.

When Mary S., a Bellingham, Washington homeowner, first called Barron Heating & Air Conditioning, she was simply looking to improve the indoor comfort of her house. During the initial home inspection, however, Barron's comfort advisor, Wes Diskin heard from Mary that she was plagued with health issues, including a persistent rash on her face that doctors couldn't either explain or cure.

On a hunch, Diskin performed a home performance assessment where he found several indoor air quality (IAQ) issues including a wet and moldy crawlspace, duct leakage and envelope infiltration.

With homeowner consent, Barrons worked with a subcontractor to address several key concerns related to building performance and IAQ. They sealed the attic floor, removed contaminated insulation and solved water drainage issues. They then turned their attention to the HVAC system where duct leakage was allowing contaminants to be sucked into the ductwork and then spread throughout the entire home.

To find and effectively seal the leaks, Barrons used an innovative approach to duct sealing developed by the U.S. Department of Energy. Unlike traditional duct sealing methods, the computer-controlled aerosol-based sealing technology is blown into the interior of the ductwork where it automatically locates and seals leaks throughout the entire duct system even those hidden behind walls or in hard to reach spaces. By watching the computer monitor during the sealing process, both the contractors and homeowner could see the leakage disappear from the original 350 CFM of leakage down to 25 CFM – a 92% reduction.

Just weeks after finishing their work, Barrons received a call from Mary. She told them something amazing happened. For the past five years, she had been seeing doctors about a mysterious rash on her face. But apparently, what her doctors couldn't solve, aerosealing could. It turned out that insulation fibers and mold spores in the air were the cause of her health problem and that sealing the leaks in her ductwork was the cure.

"My house is now my fortress and my refuge. Thanks to everyone at Barrons for doing more than simply selling me a new HVAC system. They asked me the right questions and listened to my answers. They then took that information, did some educated research and ultimately found a solution to a problem that several doctors couldn't solve."

Mary S. – Homeowner

"This is only one of many times we have been able to change people's lives through our

home performance knowledge and the use of aeroseal technology. There cannot be air quality without control of the duct leakage – period. No other solution has impacted our IAQ offering or created as much real improvement to a home as aeroseal."

Wes Diskin – Barrons Heating & Air Conditioning



Interested in learning more about how Aeroseal can help provide home comfort, improve indoor air quality, and save money on your energy bill?

CALL TODAY TO SPEAK WITH ONE OF OUR DUCT SEALING EXPERTS!

CALL: 877-FIX-DUCT or
VISIT: www.aeroseal.com

